









Description

- very professional machine
- high-class components for intensive use
- stainless steel casing
- cast iron plate Ø 400 mm
- thermostat
- pilot light
- on/off switch

Technical data

	Electric power:	3,6 kW
	Voltage:	230V
	Supply frequency:	50HZ / 60Hz
	Width x depth x height:	400 x 400 x 170 mm
	Net-weight:	23 kg
	Working area (Ø):	400 mm