









Description

- With a single movement you combine 2 flavours to create fantastic cocktails. Turn the glass meanwhile for the Twist Effect.
- slush machine with 2 separate taps and Twist Combi Tap System
- also suitable for smoothies and fruit puree
- capacity 2x 12 liters
- FAST FREEZE: improved refrigeration system reduces the preparation time considerably
- lighting
- optimised containers with reduced edges for a better mix result and easy cleaning
- improved easy removable taps for easy cleaning
- stirrer
- electronic thermostat with 3 levels: freezing, cooling, only stirring
- condensate channeling system

Technical data

	Electric power:	800 W
	Voltage:	230V
	Supply frequency:	50Hz
	Width x depth x height:	460 x 520 x 810 mm
	Net-weight:	52 kg
	Content / Capacity:	2x 12 Liter